



GUIDE DOG CONFERENCE CENTRE

To be opened in August 2007 the Guide Dog Conference Centre is an ideal setting for seminars, business meetings, and conferences for up to 120 people.

Located opposite Victoria Park railway station (just three stops from the city), the Centre offers the latest technology to ensure your technical requirements are met. The tiered, 120 seat Wesfarmers Theatre includes a stage, ceiling mounted projector and lighting control.

A unique experience

Located next to the conference facilities is the Woodside Guide Dog Discovery Centre. Visitors experience a world almost devoid of visual clues; explore a virtual room; play computer games designed for people who are blind; check their eyesight; learn about the causes of vision impairment; and find out how to reduce the risk of losing their sight.

To find out more

Quality food and meeting management is provided by Spices Catering on behalf of the Association. For further information please visit our website www.guidedogswa.com.au. For a quote or more detailed information please contact us on 9311 8202.



Venue	Theatre	Seminar	Cocktail	Banquet
Wesfarmers Theatre	120	-	-	-
Conference Breakout	-	-	120	-
Conference Room 1	16	10	-	-
Conference Room 2	16	10	-	-
Conference Room 3	16	10	-	-
Conference 1 and 2	32	20	-	-
Guide Dog Discovery Centre	-	-	-	-
Guide Dog Courtyard	-	-	150	-

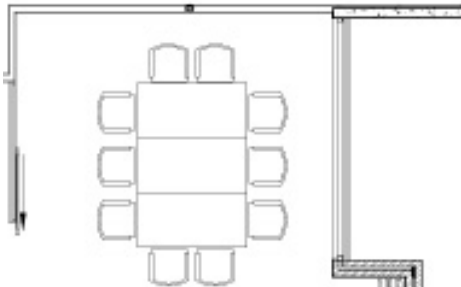




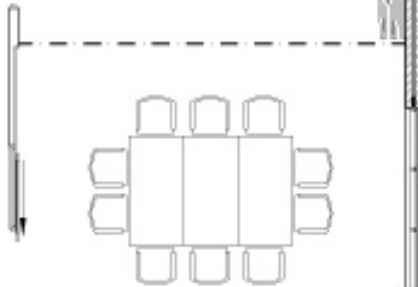
GUIDE DOG CONFERENCE CENTRE

MEETING ROOM LAYOUT

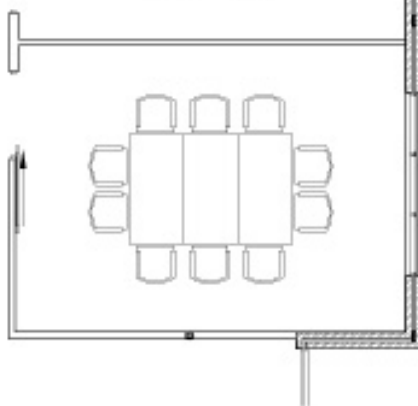
Conference Room 1
10 seats



Conference Room 2
10 seats

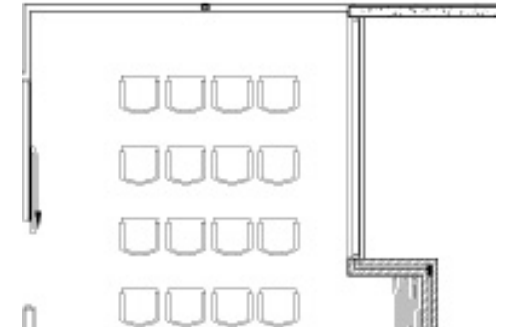


Conference Room 3
10 seats



SEMINAR/THEATRE STYLE ROOM LAYOUT

Conference Room 1
16 seats



Rooms 1 and 2 may be
combined to provide
32 seats

Conference Room 2
16 seats



Conference Room 3
16 seats

